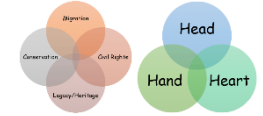











Year 3 – Spring 2 – Art & Design – Pupil Knowledge Organiser



What do I already know?		What am I learning now?	
<ul style="list-style-type: none"> A sculpture is work of art that is made by shaping/joining different materials. Texture is the feel and appearance of something. Pattern is a series of repeated images, shapes, or lines. Malleable materials can be easily shaped and moulded into a chosen form. We can manipulate malleable materials like clay by rolling, kneading, and shaping. 		<ol style="list-style-type: none"> What is Alexander Calder known for? How can we design a Calder-inspired mobile? How can we make the small shapes for our mobile? Can we design a stable base for our mobile? How can we make our base design a reality? How does my artwork compare to Calder's? 	
Key Knowledge: Materials	Key Knowledge: Shape & Form	Key Vocabulary	
 <p>It can be dried and hardened to keep its shape.</p>  <p>Clay is often used for sculpture because it's soft and easy to mould with your hands.</p>	 <p>Patterns can be added by carving or painting onto the surface of the sculpture.</p>  <p>Layering is used to create depth and texture in the artwork.</p>	<p>form</p> <p>rolling</p> <p>kneading</p> <p>shaping</p> <p>pinching</p> <p>pressing</p>	<p>The shape and structure of something.</p> <p>Making a material into a long, round shape by moving it back and forth with your hands.</p> <p>Squashing and pressing a material with your hands to make it soft and smooth.</p> <p>Moulding materials into the desired form or figure.</p> <p>Squeezing small amounts of materials to create details or join pieces together.</p> <p>Using your hands or tools to push down on materials to flatten or shape them. Can be used to join pieces.</p>
Significant People	Key Knowledge: Joining		
<p>Alexander Calder</p>  <ul style="list-style-type: none"> An American sculptor. Famous for introducing movement into sculpture through mobiles. Also known for use of bold colours. 	 <p>Pinching the edges of the two pieces helps them stick together securely.</p>	 <p>Pressing the edges of the two pieces, creates a bond that holds them together.</p>	<p>carving</p> <p>cutting</p> <p>coiling</p> <p>layering</p> <p>Using sharp tools to cut away or remove parts of the material to create shapes or patterns.</p> <p>Using tools to take away bits of material to make the shape you want.</p> <p>Rolling clay into long snake-like shapes and layering them on top of each other.</p> <p>Stacking different materials or shapes on top of each other.</p>