










# Year 2 – Spring 2 – Art & Design – Pupil Knowledge Organiser



What do I already know?		What am I learning now?	
<ul style="list-style-type: none"> <li>A sculpture is work of art that is made by shaping/joining different materials.</li> <li>Materials are the equipment and supplies for doing or making something.</li> <li>Materials can be joined using different methods.</li> <li>Texture is the feel and appearance of something.</li> <li>Pattern is a series of repeated images, shapes or lines.</li> </ul>		<ol style="list-style-type: none"> <li>Who was Barbara Hepworth?</li> <li>How can we use malleable materials to make a sculpture?</li> <li>How can we use textures and patterns in our sculpture?</li> <li>How can our learning influence our sculptures?</li> <li>How can we apply our learning to make our sculptures.</li> <li>What process did we use to create our sculptures?</li> </ol>	
Key Knowledge: Materials		Key Knowledge: Shape & Form	
 <p>Malleable materials include: Playdough, Plasticine, and Modelling clay</p>  <p>Malleable materials can be easily shaped and molded into a chosen form.</p>	 <p>Patterns can be added by carving or painting onto the surface of the sculpture.</p>  <p>We can manipulate malleable materials by rolling, kneading, and shaping.</p>	<p>abstract</p> <p>form</p> <p>observation</p> <p>malleable</p> <p>rolling</p> <p>kneading</p>	<p>A type of art that uses ideas from something but does not try to make a realistic copy.</p> <p>The shape and structure of something.</p> <p>The act of watching/looking and using the information gained.</p> <p>Something that can be easily changed; flexible.</p> <p>Making a material into a long, round shape by moving it back and forth with your hands.</p> <p>Squashing and pressing a material with your hands to make it soft and smooth.</p>
Significant People		Key Knowledge: Joining	
<p>Barbara Hepworth</p>  <ul style="list-style-type: none"> <li>A British modernist sculptor.</li> <li>Known for abstract sculptures based on natural forms, such as plants.</li> <li>Sculptures use smooth, curved shapes.</li> <li>Sculptures have holes and hollows for viewers to see through.</li> </ul>	 <p>Pinching the edges of the two pieces helps them stick together securely.</p>  <p>Pressing the edges of the two pieces against each other creates a bond that holds them together.</p>	<p>shaping</p> <p>pinching</p> <p>pressing</p> <p>carving</p>	<p>Moulding materials into the desired form or figure.</p> <p>Squeezing small amounts of materials to create details or join pieces together.</p> <p>Using your hands or tools to push down on materials to flatten or shape them. Can be used to join pieces.</p> <p>Using sharp tools to cut away or remove parts of the material to create shapes or patterns.</p>